

CONTACT: 0247150346

SAMPLE

MASTERPIECE SERIES



COMPUTING PRACTICAL MODEL

Based on NACCA Approved Computing Curriculum

BASIC 6



Masterpiece Publication

ENOCH ASARE

COMPUTING

PRACTICAL MODEL

FOR

BASIC 6

PERSONAL INFORMATION

NAME OF STUDENT:.....

LEVEL:.....

NAME OF SCHOOL:.....

DEDICATION

This book is dedicated to the **LORD JESUS CHRIST**
the chief corner stone, the very essence of life
and the embodiment of all Wisdom..
I am forever grateful to you for your eternal love.

ISBN: 978-9988-1-6933-6

Copyright © 2023: By Enoch Asare

All rights reserved.

Content and / or cover may not be reproduced
in whole or in part in any form without the
express written permission of the publisher.

Masterpiece Publication
Accra Ghana

Telephone : 024-7150346
027-2949373
050-1198504

Website: <https://www.masterpiecehouse.com>

Table of Content

Generation of computers and parts of a computer	-	1 - 13
Introduction to Windows Interface	-	14 - 24
Technology in the community	-	25
Introduction to Presentation	-	26 - 31
Introduction to Word Processing	-	32 - 37
Introduction to Databases, Algorithm and Programming	-	38 - 40
Introduction to Electronic Spreadsheet	-	41 - 46
Web Browsers, Web Pages and Search Engines	-	47 - 57
Using Online Forms	-	58
Electronic Email	-	59 - 70
Internet of Things	-	71 - 73
Health and Safety in Using ICT Tools	-	74 - 77


Corrections

A series of horizontal dotted lines for writing corrections.

Exercise:.....

Date:.....

9) Study the components given below carefully and respond to the questions.



A



B



C

a) Identify each of the components above

- A
- B
- C

b) Identify the generation of computer that used each of the components you have identified in (a)

- A
- B
- C

c) State **two** uses of the component labelled C

.....

.....

.....

.....

.....

.....

.....

.....

d) Name **two** electronic devices that has component labelled C apart from a computer system.

.....

.....

.....

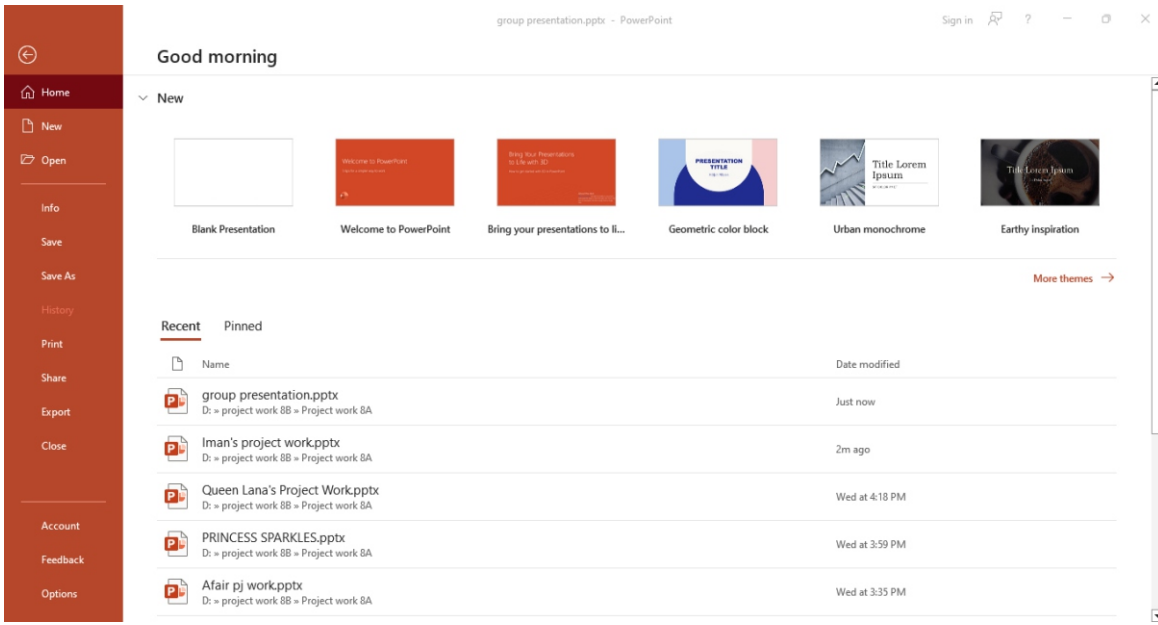
.....

.....

Exercise:.....

Date:.....

18) Study the diagram below carefully and answer the questions about it.



a) Write down the name of the program above

.....

b) State the use for each of the following commands in the diagram above

i) Open

.....

.....

.....

ii) Save As

.....

.....

.....

iii) New

.....

.....

.....

iv) share

.....

.....

.....

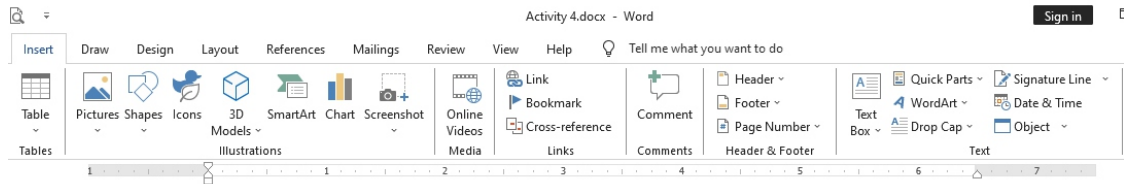
Corrections

A series of horizontal dotted lines for writing corrections.

Exercise:.....

Date:.....

24) The diagram below shows a document that was created using a word processing application. Study it carefully and answer the questions that follow.



The Ant and The Grasshopper

A → **T**he ant and the grasshopper were good friends. In the summer, the ant works hard to fill his storage with food. While the grasshopper was enjoying the fine weather and playing all day. When winter came, the ant was lying cozily in his home surrounded by the food he stored during the summer. While the grasshopper was in his home, hungry and freezing. He asked the ant for food and the ant gave him some. But it wasn't enough to last the entire winter. When he tried to ask the ant again, the latter replied: "I'm sorry my friend but my food is just enough for my family to last until the end of winter. If I give you more, we too will starve. We had the entire summer to prepare for the winter but you chose to play instead."

Moral lesson of the story:

Winter, in this story, represents a time in our life where food and resources are scarce. While summer is that time where everything is abundant. So if you have a lot right now, save some of it for the winter.

B ←

C ← **Grasshopper**

a) Name the application that was used to produce the above document.

.....

b) Write down the name of the document above.

.....

c) Name the command button that was used to create each of the part labelled **A**, **B** and **C**.

.....

.....

.....

.....

d) State one benefit of the command button that was used to create the part labelled **B**.

.....

.....

.....

.....

e) Name the command button which you will use to insert the current date and time.

.....

Corrections

A series of 32 horizontal dotted lines for writing corrections.

Exercise:.....

Date:.....

30) Study the diagram below carefully and answer the questions that follow.

The screenshot shows an Excel spreadsheet with the following data:

	A	B	C	D	E	F	G	H	I
1	Students	Exam 1	Exam 2	Exam 3	Exam 4	Raw Score			
2	Bright	39	81	25	77	222			
3	Chris	98	99	69	58	324			
4	Lisa	76	76	98	96	346			
5	Lily	87	88	92	67	334			
6	Prince	56	85	59	87	287			
7	Grace	68	58	69	96	291			
8									
9	Subtotal	424	487	412	481				
10	Average	70.66667	81.16667	68.66667	80.16667				

a) Write down a suitable **formula** that was used to calculate the value in the following cells:

i) B10

ii) E10

b) Write down a suitable **formula** that was used to calculate the value in the following cells:

i) F3

ii) F6

c) Provide a suitable **function** that was used to calculate the value in the following cells:

i) C9

ii) D9

d) Write down the highest value for **Raw Score** in the diagram above.

.....

e) Write down the lowest value for **Average** in the diagram above.

.....

f) Write down the name of the software used to process the data above.

.....

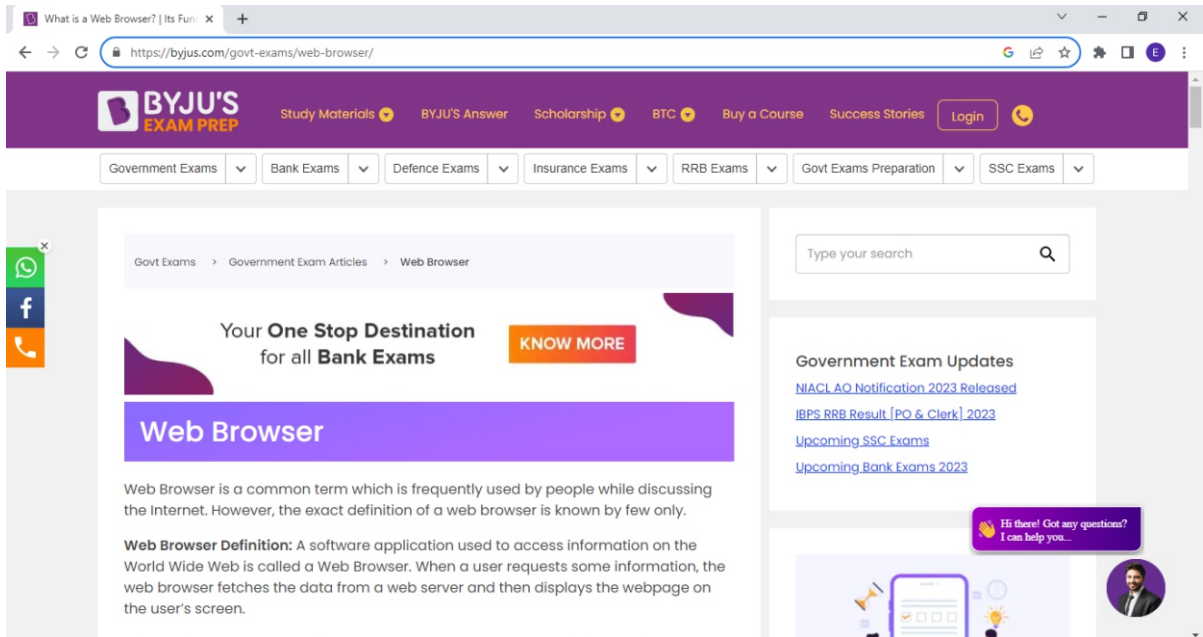
Corrections

A series of 30 horizontal dotted lines for writing corrections.

Exercise:.....

Date:.....

36) The figure below shows a program that was used to access a web page on the internet. Study it carefully and answer questions that follow.



a) Name the type of application that was used to access the web page in the diagram above?

.....

b) Give **four** examples of the application identified in (a) above.

.....
.....
.....
.....
.....
.....
.....

c) Outline the steps you will follow to print this web page on a paper.

.....
.....
.....
.....
.....
.....
.....
.....
.....
.....
.....
.....


Corrections

A series of 30 horizontal dotted lines for writing corrections.

Exercise:.....

Date:.....

44) The diagram below shows the compose page in an email account. Study it carefully and answer the questions that follow.



a) State the function of the following in the diagram above.

To:

.....

.....

Cc:

.....

.....

Bcc:

.....

.....

b) Outline the steps to add a file to a composed email in the diagram above

.....

.....

.....

.....

.....

.....

Exercise:.....

Date:.....

49) Write down the full meaning of the following acronyms as used in computing and IoT.

	Acronym	Full meaning
a)	CoT	
b)	cIoT	
c)	IIoT	
d)	SIM	
e)	IMEI	
f)	MAC	
g)	APN	
h)	SMS	
i)	TCP	
j)	IP	

Exercise:.....

Date:.....

50) The image below shows the Secretary of a company using an ICT tool for office work. Study the image carefully and answer the questions that follow.



a) Identify **four** health hazards the Secretary may develop as result of prolong use of the ICT tool.

.....

.....

.....

.....

.....

.....

.....

b) Provide **one** preventive measure for each of the health hazards mentioned in (a) above.

.....

.....

.....

.....

.....

.....

.....

.....

.....

.....

c) What is meant by the term Ergonomics?

.....

.....

.....

.....

Corrections

A series of horizontal dotted lines for writing corrections.